



# STUDENT MEMBER BENEFITS

RESOURCES TO PROMOTE  
STUDENT SUCCESS



A short, solid yellow horizontal line is located above the main title.

# Boost Student Success

A light gray plus sign icon is positioned to the left of the first list item.

1

CLASSROOM

2

CLINICALS

3

CERTIFICATION EXAM

4

CAREER





---

# STUDENT CENTER

HOME FOR ALL STUDENT  
MEMBER RESOURCES





## Student Center

[asrt.org/students](https://asrt.org/students)

In This Section

Student Center

Exam Prep

Study Tools

Study Guides

Career Planning


Student Benefits

Whether you're thinking about becoming a radiologic technologist, you're already in school or you want to earn a new credential, the resources in the Student Center can help you reach your goals.



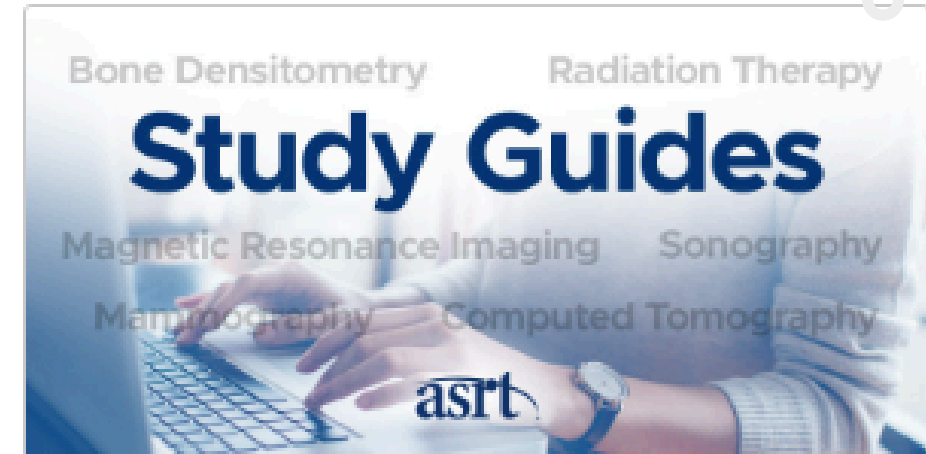
### Exam Preparation

Practice tests, Roadmaps and learning strategies to help you prepare for your certification exam.



### Study Tools

Interactive online modules covering radiation biology, anatomy, physics, research methods and more to complement your classroom studies.



### Study Guides

All of ASRT's certification exam preparation resources for 11 medical imaging and radiation therapy practice areas.



---

# CLASSROOM RESOURCES





## Student Center Study Tools

# Study Tools

In This Section

Student Center

Exam Prep

Study Tools

Study Guides

Career Planning

Student Benefits

Filter



Search for Study Tool



Human Skeletal Anatomy: Osteology: The Study of Bones

▶ Play

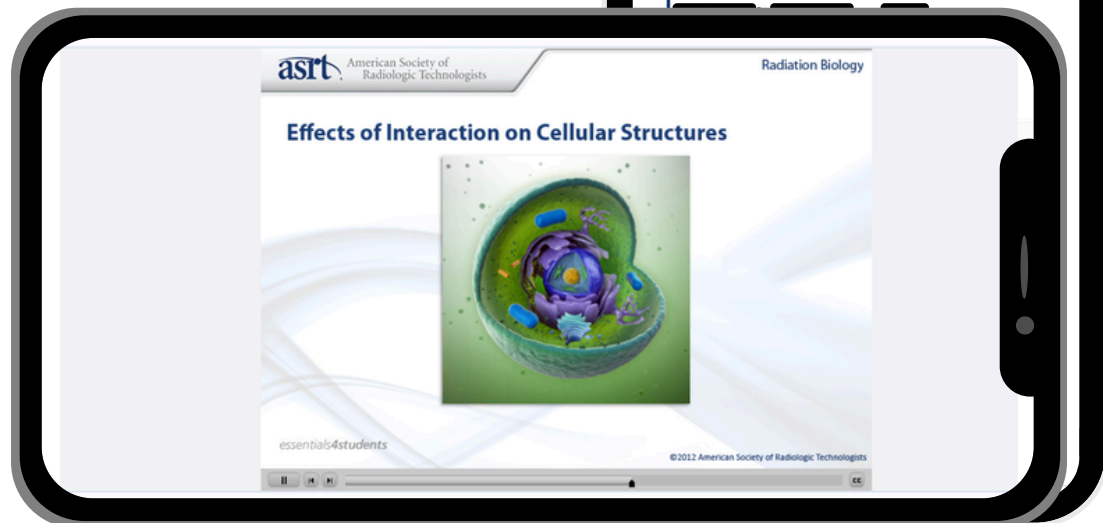
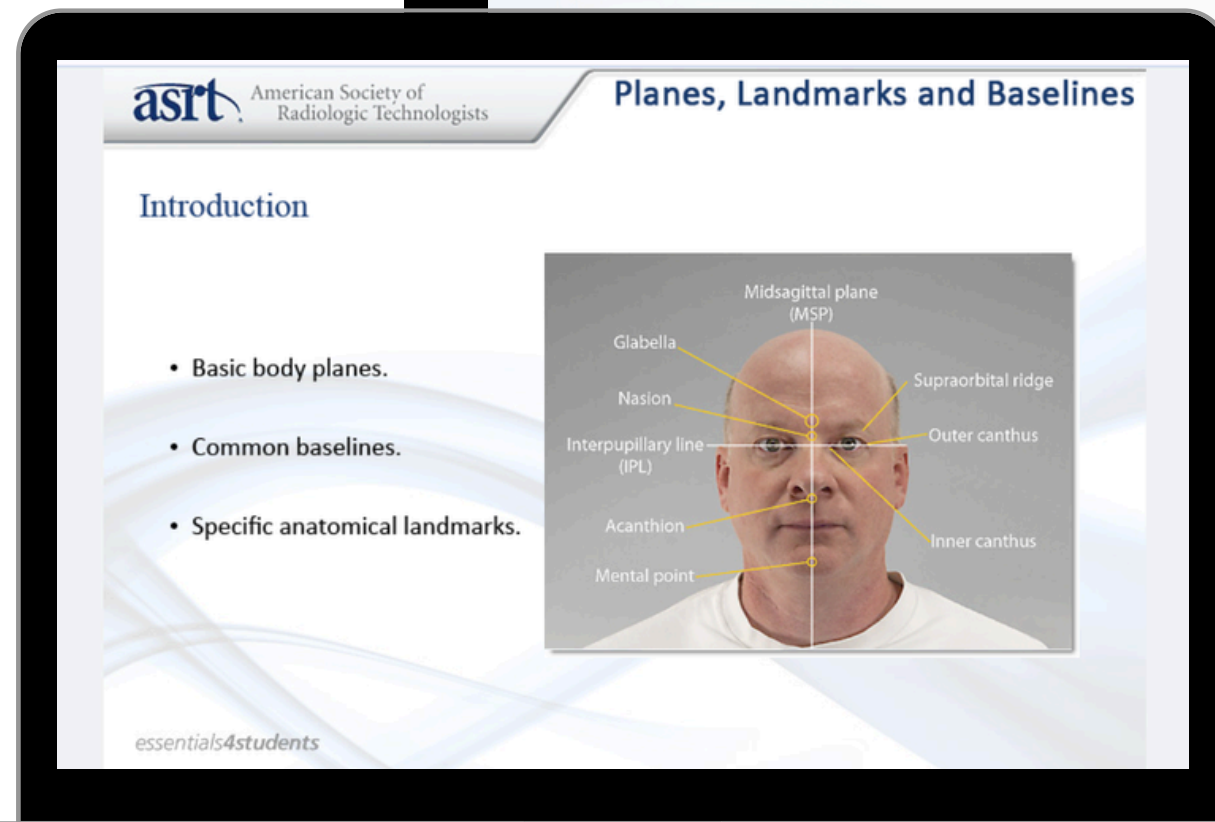
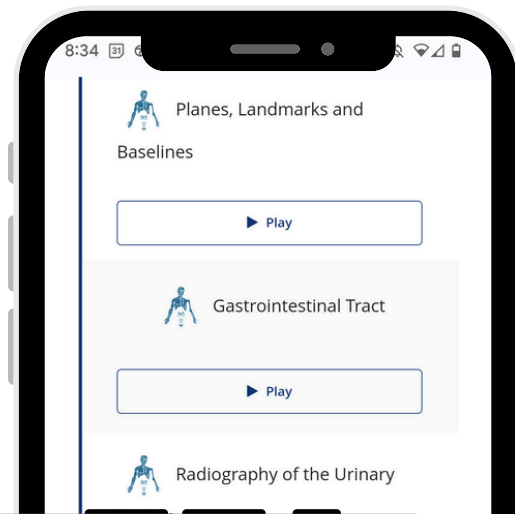
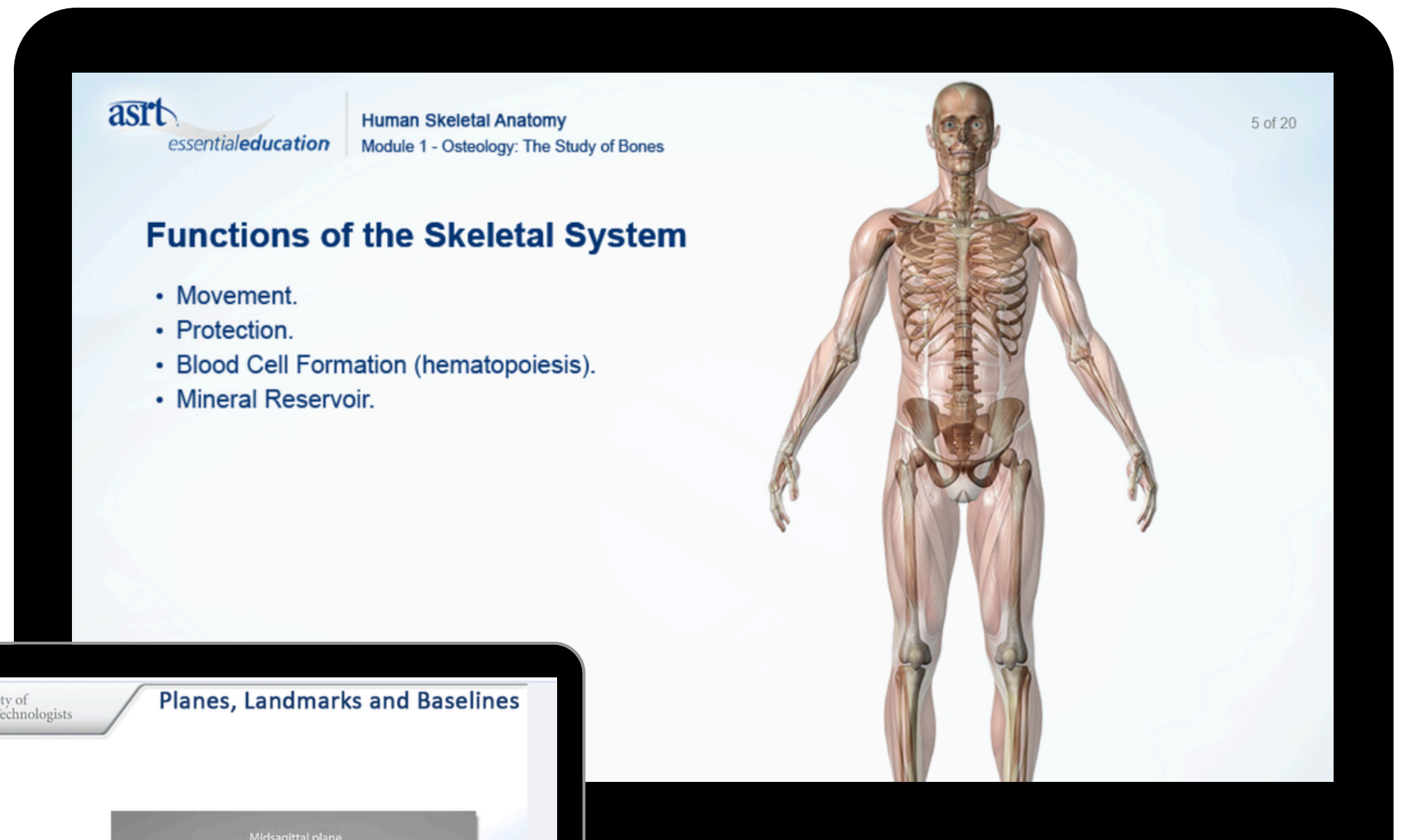


Human Skeletal Anatomy: Anatomical Terminology

▶ Play



# Anatomy, Physics and Other Study Modules





# Digital Publications





# Webcast Replay

## Webcast Replay Member Exclusive

These webcast recordings are for educational/informational purposes only. **Not for CE credit.**

If you haven't already reported credit, members may earn CE credit by taking the quiz found in your CE library. Nonmembers can purchase access to the quiz in the [ASRT Store](#).

Filtering by: All Videos



**VARIAN: Bridging the Imaging Gap Between Inside & Outside the Treatment Room**  
February 2024

[View Full Screen](#)



**Culture of Safety III**  
November 2023

[View Full Screen](#)



**FDA Changes for Breast Density Reporting**  
October 2023

[View Full Screen](#)



[asrt.org/store](https://asrt.org/store)

# UPDATE YOUR LMS EDUCATIONAL MODULES

Make the Most Efficient Use of Your  
Instructional Time

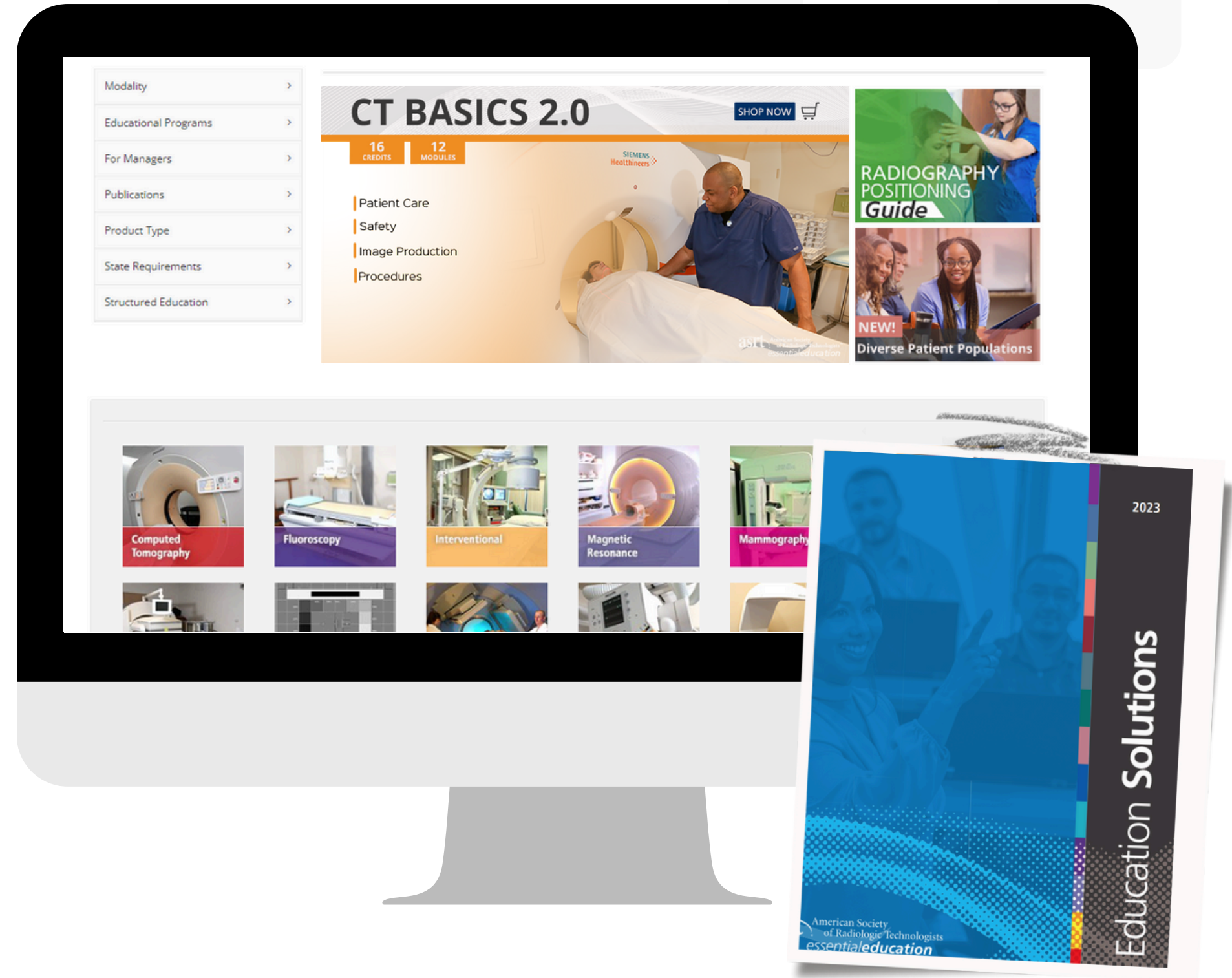
Medical Imaging & Positioning

Radiation Therapy & Medical  
Dosimetry

Patient Care & Safety

Leadership & Faculty Development

Compliance





---

# PREPARE FOR CLINICALS





# Clinical Refreshers

**64 RADIOGRAPHY EXAMS**

**28 RADIATION THERAPY PROCEDURES**

## Modules Cover:

Patient Care

Exam Preparation

Positioning


Technical Factors

Anatomy of Interest

Quality Criteria

Demonstrated With Real Equipment in Real Clinical Environments





Select the best position for PA Hand?



# Ziltron

## RADIOGRAPHY SIMULATORS

Annual Educator Member Access: \$39.95

Annual Student Member Access: \$39.95

60-Day Student Member Access: \$19.95



# EZ Compliance

## PREPARE FOR THE CLINICAL ENVIRONMENT

### More Than 30 Courses

MRI, CT and Fluoroscopy Safety

Diverse Patient Populations

Patient Care

Infection Control

Health Care Workplace Safety

The logo for EZ Compliance, featuring a stylized 'EZ' in white with a yellow shield-like shape inside the 'Z', followed by the word 'Compliance' in white with a yellow 'c' and a trademark symbol.

# EZ Compliance™





---

# CERTIFICATION EXAM PREP





# Roadmaps


## SIX MONTHS OF CERTIFICATION EXAM PREPARATION

### Timely Review Materials

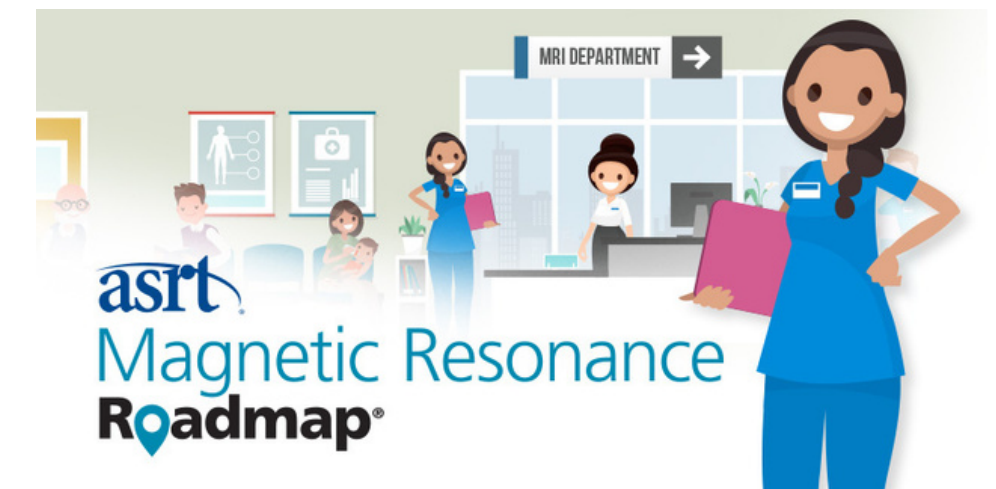
Study Resources

Practice Tests

Valuable Advice



Navigate the Road to the Radiography Exam







# Roadmaps

## POSTPRIMARY EXAMS & CAREER



asrt  
Computed Tomography  
Roadmap®

asrt  
Magnetic Resonance  
Roadmap

asrt  
Mammography  
Roadmap

asrt  
Employment  
Roadmap

asrt  
Faculty  
Roadmap

asrt  
Volunteer  
Roadmap



# Certification Exam Practice Tests




The logo for ASRT Radiography, featuring a blue silhouette of a seal on the left, a blue atomic symbol above it, and the word 'asrt' in a blue, sans-serif font. The word 'RADIOGRAPHY' is written in a blue, sans-serif font along the top arc of a circle that frames the seal and atomic symbol.

Student Exam  
Assessment Library




The logo for ASRT Radiation Therapy, featuring a blue silhouette of a seal on the left, a blue atomic symbol above it, and the word 'asrt' in a blue, sans-serif font. The word 'RADIATION THERAPY' is written in a blue, sans-serif font along the top arc of a circle that frames the seal and atomic symbol.

Student Exam  
Assessment Library



The logo for ASRT Computed Tomography, featuring a blue silhouette of a seal on the left, a blue atomic symbol above it, and the word 'asrt' in a blue, sans-serif font. The word 'COMPUTED TOMOGRAPHY' is written in a blue, sans-serif font along the top arc of a circle that frames the seal and atomic symbol.

Student Exam  
Assessment Library



# SEAL Practice Tests

- 5 Practice Exams Included With Membership
- 100 Questions per Exam  
85 Questions for CT SEAL<sup>®</sup>
- Covers All Content Areas
- Detailed Feedback on Answers
- Unlimited Attempts





---

# CAREER- BUILDING RESOURCES





# ASRT Communities

## ONLINE FORUM AND PROFESSIONAL NETWORK

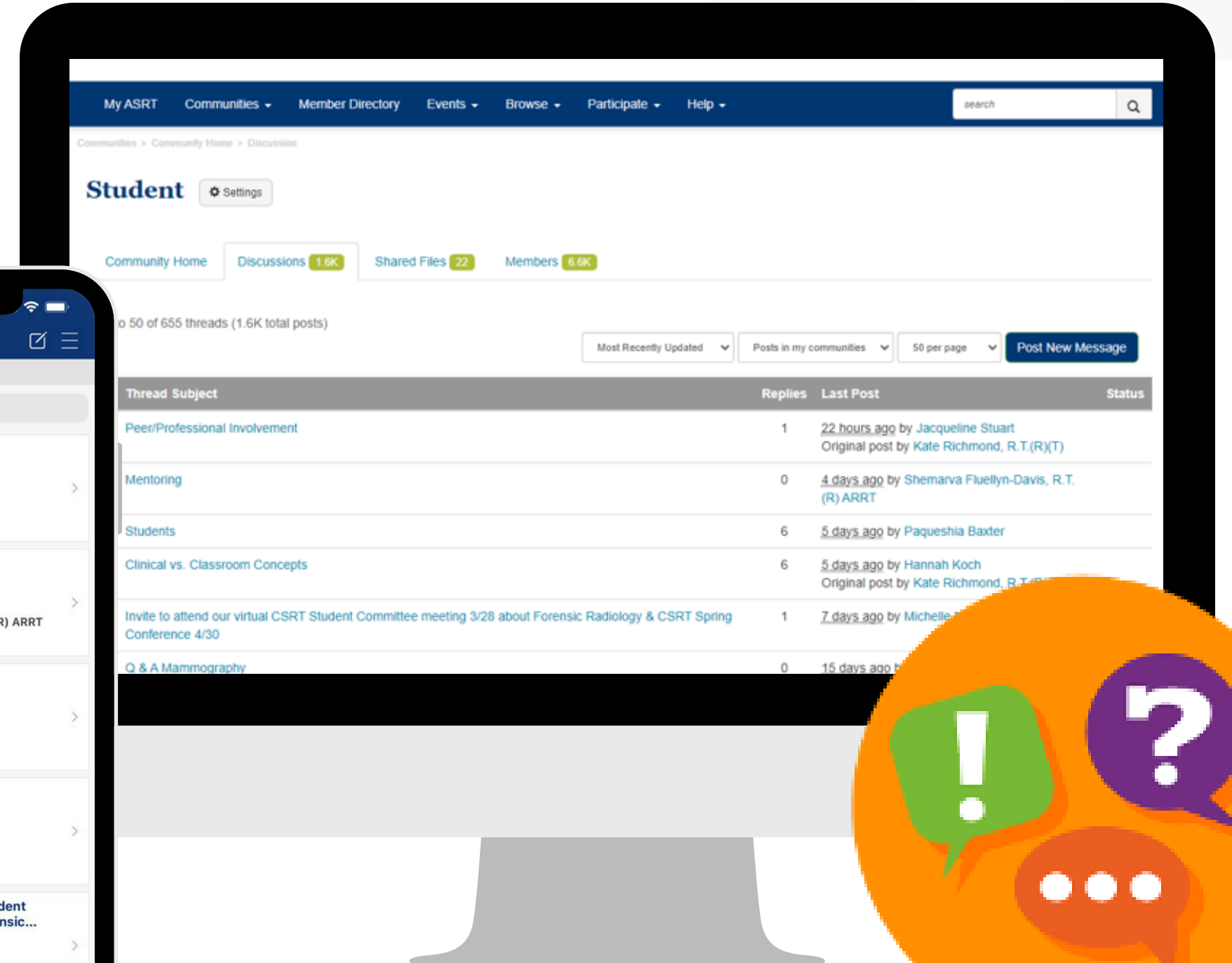
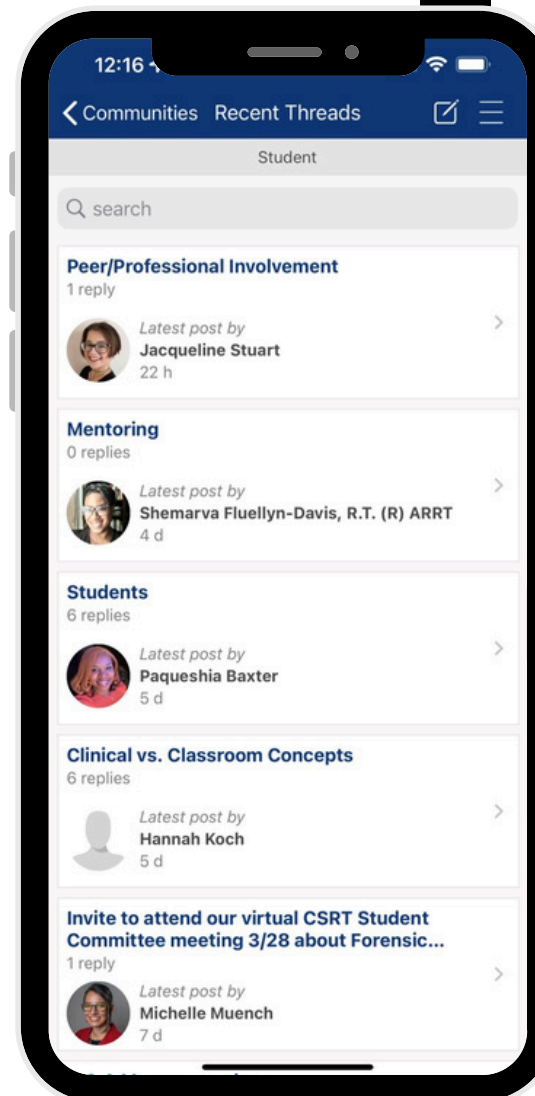
15,000 Discussions

Ask Questions

Share Resources

Member Directory

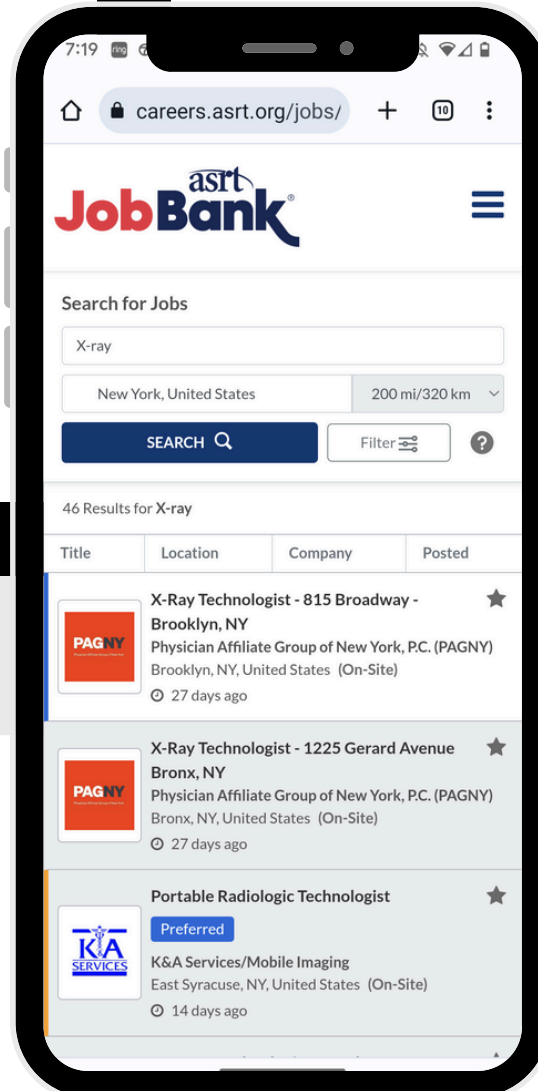
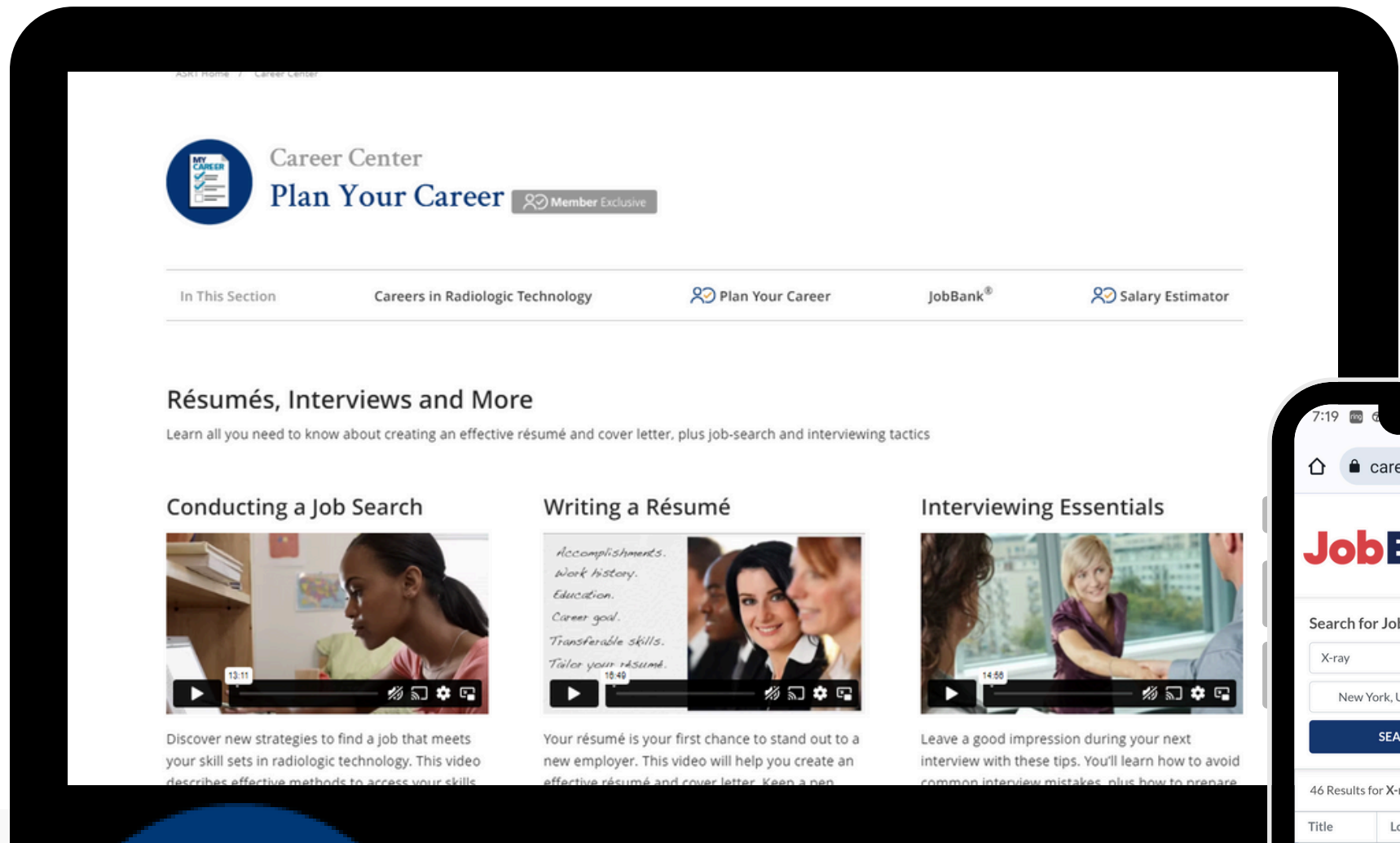
Private Messaging





# Career Center

## LAUNCH A CAREER IN RADIOLOGIC TECHNOLOGY



Resume & Interview Tips

ASRT JobBank®

Employment Roadmap®

Salary Estimator

Career Planning Articles





# SCHOLARSHIPS

## APPLICATION PERIOD

NOV. 1, 2024 – JAN. 12, 2025

For the 2025–2026 Academic Year



**APPLICATION PERIOD** AUG. 1 – NOV. 15, 2024



---

# **MORE FOR STUDENTS AND EDUCATORS**







# Member Perks

## NEW ONLINE MARKETPLACE

Hundreds of Vendors and Discounts

Scrubs, Shoes and Accessories

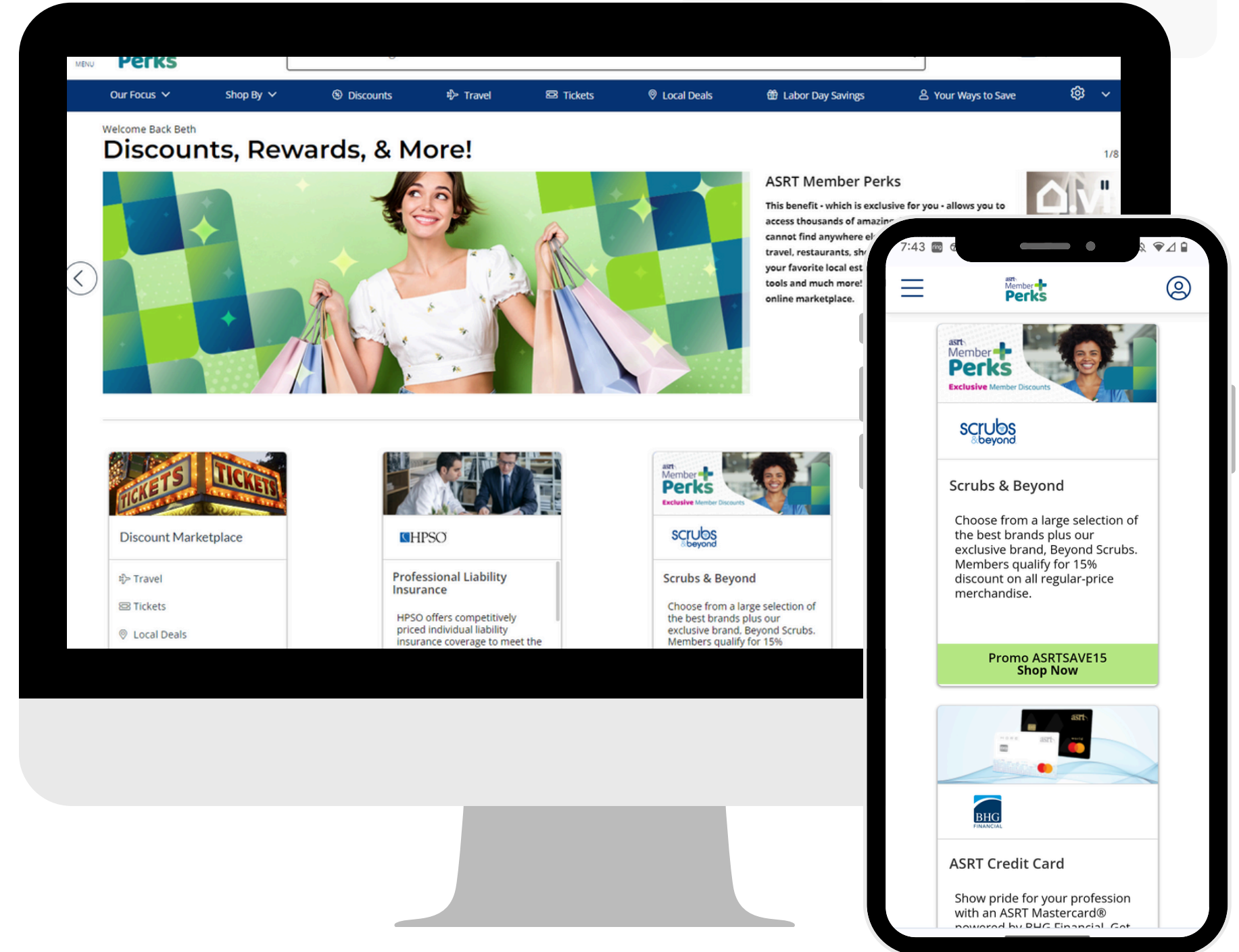
X-ray Markers


Laptops, Desktops and Electronics

Auto and Home Insurance

Local Shopping and Dining

Financial Products and Wellness





# Introduce the Profession

## R.T. 101

Two video modules with an overview of the field of medical imaging. Includes production physics, equipment, common exams, x-ray physics and radiation protection.



## Take a Closer Look

A 20-page booklet including information about practice areas, educational options, salary ranges, and opportunities to specialize or advance.





Join



# Student Membership

ANNUAL DUES

\$35



# Premium Membership Option

**ADDITIONAL \$20**



Student Exam  
Assessment Library

**3 More  
SEAL Exams**

**Print  
Publications**





# Group Membership

## SIMPLE TO SET UP & MANAGE

### Convenient Billing

One Annual Invoice for All Students

### Personalized Service

Dedicated Group Membership Coordinator

### Coming Soon!

Self-Service Roster Management and  
Online Payment





---

# THANK YOU, EDUCATORS!

For promoting professionalism to  
future radiologic technologists

